

Dear Teacher,

We have created the following study guide to help make your students' theater experience with *Seussical* as meaningful as possible. For many, it will be their first time viewing a live theatrical production. We have learned that when teachers discuss the play with their students before and after the production, the experience is more significant and long-lasting. Our study guide provides pre and post production discussion topics, as well as related activity sheets. These are just suggestions, please feel free to create your own activities and areas for discussion. We hope you and your class enjoy the show!

Background

Our play is based on several Dr. Seuss stories including *Horton Hears a Who*, *Horton Hatches the Egg* and *Gertrude McFuzz*. It is adapted especially for young audiences from the Broadway version of *Seussical*.

The Story

After an introduction to the characters in a song called "Oh, the Things You Can Think," the action begins with Horton the elephant splashing in a pool in the Jungle of Nool. He hears a cry for help that no one else can hear coming from a dust speck. The animals in the jungle don't believe him and make fun of him.

The dust speck turns out to be the planet of Who, the tiniest planet in the sky. The population of Who introduces themselves in the song "Here on Who." A little Who boy, Jojo, is scolded by his parents for thinking outlandish thoughts. Jojo and Horton sing the song "Alone in the Universe" about how nobody understands them.

Back in the jungle, Gertrude McFuzz, a bird, is sad because she has a tail with only one feather and Horton never notices her. She talks to the very showy bird, Mayzie who suggests she visit the doctor for some feather growing pills. Gertrude overdoes it and gets a huge tail as a result.

The animals are still torturing Horton about the dust speck he has placed on a clover. They get the evil eagle, Vlad Vladikoff to steal the clover and drop it into an entire field of clovers. Horton begins searching the field for the Whos on the dust speck. As he searches, Gertrude arrives and tries to get him to notice her new tail but he is so busy that she gives up and leaves.

While Horton searches, Mayzie the bird calls to him from her nest. She complains that she is bored sitting on her egg and she asks if Horton could sit on it for her while she takes a break. Horton agrees and ends up sitting on the egg for months until some hunters find him and take him and the tree to New York where they sell him to a circus. Horton is very sad until Gertrude finds him. She tells him the story of her tail which is now back to one feather. But her best news is that she found his clover and saved the planet of Who.

Their troubles are not over however because the jungle animals put Horton on trial for talking to a dust speck and sitting on an egg. They plan on boiling the speck so Horton urges the Whos to shout as loud as they can so they can be heard. Little Jojo gives a great yell and the jungle animals finally hear him. They all vow to protect the planet of Who along with Horton. Finally, Horton's egg hatches and out comes an elephant bird. Horton and Gertrude decide to take care of it together and combine their strengths, Horton's on land and Gertrude's in the air.

Before Seeing the Play

1. You may want to read *Horton Hears a Who*, *Horton Hatches the Egg* and *Gertrude McFuzz* and review the plot and characters with your students.
2. One of the themes in the show is loyalty. Have your students look up the word in the dictionary. Ask your students what it means to them; discuss examples of how you can be loyal to someone.
3. Dr. Seuss is known for creating nonsense words in his stories. Can you think of any made up words you remember from his books? Listen for them as you watch the show.
4. One song in the show is called "Oh, the Thinks You Can Think." Discuss what a think could be.
5. In our play, there are fewer actors than characters. Ask your students to observe closely to see if they can tell which actors play more than one part.

After Seeing the Play

1. Ask your students how the play was different from the Dr. Seuss books you read. There are pieces of several different stories in the show, how many different stories were used in the play?
2. What were some of the nonsense words you heard in the show? Make a list of them with their meanings.
3. What does Horton do to show that he is loyal? Who else is loyal in the show? Have students relate something they have done that shows loyalty.
4. Describe the planet Who. What would it be like to live there?
5. How do the characters change throughout the play? Gertrude? Kangaroo? Mayzie? Horton?
6. What kind of *thinks* did Horton and Jojo think? Why do the other characters think they are different?

Activities

Artistic Expression

1. Using feathers, glitter, colored paper, etc. create a beautiful tail for Gertrude and display in the classroom.
2. Create a map or diorama of the settings of the play

- The Planet Who
- The Jungle of Nool
- McElligot's Pool

Creative Dramatics

1. Have your students re-enact scenes from the play. First, have the students discuss specific scenes – who were the characters, where did it take place, what happened? Simple masks can be made to represent the various characters. Examples of scenes might be:
 - Horton trying to convince the animals that there are people on the dust speck
 - Horton sitting on the egg and traveling the world
 - Jojo and the Whos on Planet Who
 - Gertrude and Mayzie discussing tails
2. Have students stage a debate. Divide the class in half and have one half take Mayzie's side trying to convince Horton to sit on her egg. Have the other half take Horton's side with the reasons why he shouldn't sit on the egg.

Creative Writing

1. Rhyme Activity: Have students think of words that rhyme with the following list of words. Create sentences from the rhymes and turn the sentences into stories.
Word List: **WHO, TREE, TAIL, THINK, DUST, SPECK, FLY, SING, POOL, SEUSS**
2. Give students story writing prompts based on the themes of the play:
 - It's important to keep your promises because.....
 - It would be fun to be in a circus because...
 - If I could create my own planet, it would be...

Bibliography

By the time he died in 1991, Dr. Seuss had written and illustrated 44 children's books. An additional six were published after his death. They have been translated into over 15 languages and 200 million copies have been sold. Nearly thirty of his books have been adapted for television or video in addition to spawning a Broadway musical and at least one major motion picture. The books referenced in the play include:

- | | |
|---|---|
| • Horton Hears a Who, 1954 | • Horton Hatches the Egg, 1940 |
| • Green Eggs and Ham, 1960 | • Oh, the Thinks You Can Think, 1975 |
| • McElligot's Pool, 1956 | • The Cat in the Hat, 1957 |
| • I Had Trouble Getting to Solla Sollew, 1965 | • Yertle the Turtle and Other Stories (Gertrude McFuzz), 1958 |

Internet:

Welcome to Seussville: <http://www.seussville.com>

Seussville University (learning games): <http://www.seussville.com/university>

Dr. Seuss National Memorial: <http://www.catinthehat.org>

Dr. Seuss Teacher Resource File: <http://falcon.jmu.edu/~ramseyil/seuss.htm>

Make a Cat-in-the-Hat Hat <http://www.kckpl.lib.ks.us/ys/crafts/cathat.htm>

Make your own Green Eggs and Ham:

Green Eggs and Ham à la Sam-I-Am

Ingredients

1-2 tablespoons of butter or margarine
4 slices of ham
8 eggs
2 tablespoons of milk
1-2 drops of green food coloring
1/4 teaspoon of salt
1/4 teaspoon of pepper

What You'll Need

knife, medium-size mixing bowl, wire whisk or eggbeater, large frying pan, spatula, aluminum foil, serving plates

1. With an adult's help, melt a teaspoon of butter in a large frying pan over medium heat. Add sliced ham and brown until edges are slightly crisp. Remove the ham from the pan, cover with aluminum foil, and set aside.
2. In a medium-size mixing bowl, combine the eggs, milk, salt, and pepper. Beat with a whisk until frothy. Then add 1-2 drops of green food coloring until you reach the desired shade of green.
3. With an adult's help, heat a tablespoon of butter or margarine in a large frying pan over medium heat until the butter begins to sizzle. Then add the egg mixture to the pan.
4. Stir the egg mixture with a spatula until the eggs are firm and not too runny.
5. Transfer the eggs to individual plates. Garnish with a sprig of parsley. Add the ham prepared earlier. Serve with toast or warm rolls.




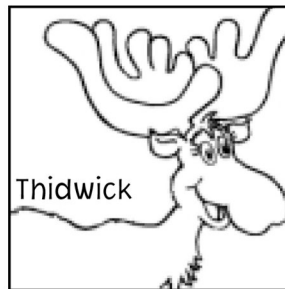

Feeds 4 hungry green-egg lovers.

(from www.Seussville.com)

World of Seuss Word Search



Can you find the names of these characters in the puzzle below? You'll have to search both high and low! (Look across and down.)

G R I N C H L O Y E
Y Q M O P L O R A X
E M J H H R T U N H
R T H I D W I C K O
T P L C A R B N C R
L A Z D Z C A K L T
E N O P I Q R T U O
G E R A L D E P D N
J S N E E T C H E S



Dr. Seuss's Who's Whoses

How many Dr. Seuss books have you read? Try to match the pictures on the left with the descriptions on the right to test your knowledge.



_____ He speaks for the trees and all living things, to clean the air and make sure birds sing.

_____ Some had stars upon thars, and they walked proud all about. But they soon learned it was okay with or without.

_____ He didn't much care for Christmas at all. Could it be that his heart was two sizes too small?

_____ He's a really smart fellow, he's got brains in his head. But he doesn't speak words, he goes boing boing instead!

_____ This kind, friendly elephant's a favorite to all, he knows a person's a person no matter how small.

_____ "I know some good games we could play," said this mischievous creature. "I will show them to you. Your mother will not mind at all if I do."



_____ Oh, the wonderful things this guy can do! He can go like a cow. He can go Moo Moo.

_____ He will not eat them in a house. He does not like them with a mouse. He does not like them here or there, he does not like them anywhere!

Answers: 5, 6, 2, 3, 4, 1, 8, 7

Ack! What's that? A Yill-iga-yakk!

Help finish this picture of a Yill-iga-yakk.
Use your imagination to draw its back.



Name _____

DR. SEUSS Crossword Puzzle



Theodore Geisel, otherwise known as Dr. Seuss, wrote lots of books.
See how many you know by using the hints listed below!

Across

- 1. _____ on Pop
- 4. Bartholomew and the _____
- 5. Mr. Brown Can _____! Can You?
- 6. On Beyond _____
- 8. _____ the Turtle and Other Stories
- 10. The 500 _____ of Bartholomew Cubbins
- 12. One Fish Two Fish Red Fish _____ Fish
- 14. How the _____ Stole Christmas
- 15. If I _____ the Zoo
- 16. Fox in _____
- 18. _____ Eggs and Ham

Down

- 1. _____ for Diffendoofer Day!
- 2. There's a _____ in My Pocket!
- 3. The _____ Book
- 7. The _____ Battle Book
- 9. I Can Read With My _____ Shut!
- 11. Oh, the _____ You'll Go!
- 13. Horton _____ a Who
- 17. If I Ran the _____